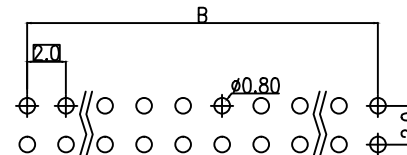
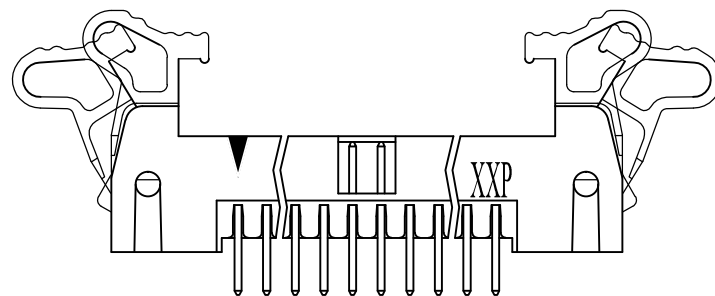
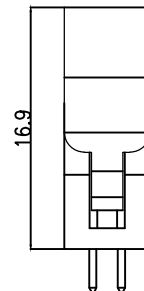
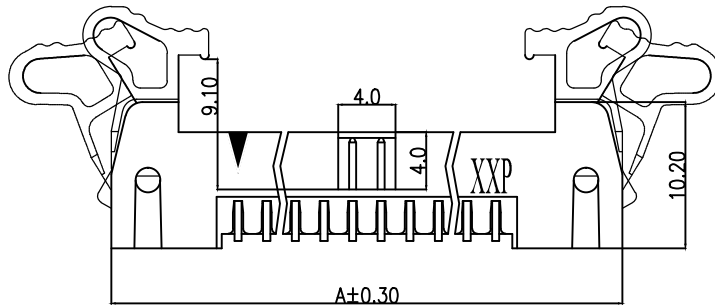
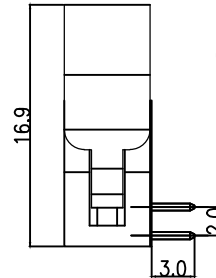
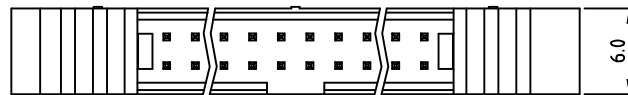
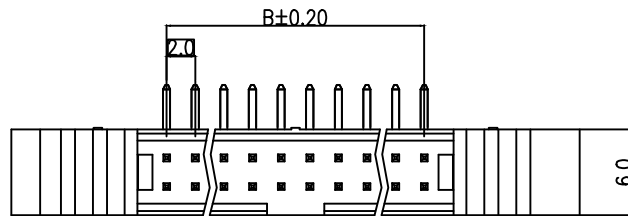


SPECIFICATIONS

Current Rating: 1.0 Amp Max.
 Dielectric withstanding: 800V AC Ohms Min. at 500V DC
 Insulator Resistance: 1000M Ohms Min. at 500V DC
 Operating Temperature: -55°C~+105°C
 Housing: Nylon 6T (UL94V-0), Black
 Terminal: Sq 0.50mm Brass, Gold Plating



PCB Layout
(Top View)

MBHE-XXX-XX-FG

Number of Contacts
(See Table)

High Temp RoHS Compliant

S= Straight
R= Right Angle

Contact Plating

Definition	Code
⊙ Tin plated:	VA
⊙ Gold plated:	
flash VB 10μ"	VE
3μ" VC 15μ"	VF
5μ" VD 30μ"	VJ
⊙ Duplex Plating:	
flash VK 10μ"	VP
3μ" VL 15μ"	VN
5μ" VM 30μ"	VU
⊙ Standard: VB	

Dimensions		
Pos.	A	B
10	25.70	8.00
12	27.70	10.00
14	29.70	12.00
16	31.70	14.00
20	35.70	18.00
22	37.70	20.00
24	39.70	22.00
26	41.70	24.00
30	45.70	28.00
34	49.70	32.00
40	55.70	38.00
44	59.70	42.00
50	65.70	48.00

APTOS Technology CONFIDENTIAL
 This document, and all information it contains, are the confidential, proprietary property of APTOS Technology. Disclosure, duplication or distribution of this document, or any information it contains, in whole or part, without prior written permission from APTOS Technology is strictly prohibited

GENERAL TOLERANCE UNLESS OTHERWISE SPECIFIED	
XXX. ± X	.XX ± 0.10
XX. ± X	.XXX ± X
X. ± 0.50	X' ± 1"
.X ± 0.30	.X' ± X"

REV. A	DRAWN	09/15/09
DATE 09/15/09	CHECKED	
SCALE 1:4	APPROVED	
UNIT mm		SIZE A4



2.00mm Box Header Ejector Type
 PCB Mount Right Angle
 With Short Latch
 PRODUCT NO. MBHE-XX-X-XX-FG
 FILE NAME: MBHE-XX-X-XX-FG.dwg